

## 5024G

## Options Guide

## Ethernet Printer

---

5024G LCD weighing terminal

Ethernet printer option (ZEBRA ZD421 or TSC TC200 printer)



Software: StdLim.140630.6v6p  
Doc. no.: StdLim-140630-6v6-OG-EthPrinter-eng  
Date: 2023-08-29  
Rev.: 6v6

**Contact:**  
**Eilersen Electric A/S**  
**Kokkedal Industripark 4**  
**DK-2980 Kokkedal**  
**Denmark**  
**www.eilersen.com**  
**info@eilersen.com**  
**Tel: +45 49 180 100**  
**Fax: +45 49 180 200**

# Contents

|                                                     |   |
|-----------------------------------------------------|---|
| Contents .....                                      | 2 |
| Introduction .....                                  | 3 |
| Installation of printer .....                       | 3 |
| How to .....                                        | 3 |
| – Perform printout .....                            | 3 |
| – Configure printer.....                            | 4 |
| Set IP address.....                                 | 4 |
| Set Port number.....                                | 4 |
| Set Printer type .....                              | 4 |
| Set Print type .....                                | 4 |
| Trouble shooting .....                              | 5 |
| Appendices .....                                    | 6 |
| Appendix A – Screens overview .....                 | 6 |
| Appendix B – Electrical connection of printer ..... | 7 |
| Power connection .....                              | 7 |
| Ethernet connection .....                           | 7 |
| Revision History .....                              | 8 |
| Contact .....                                       | 9 |

## Introduction

This document describes the use of the Ethernet Printer option on the 5024G Weighing Terminal from Eilersen Electric. With the software version stated on the front page and the Ethernet Printer option enabled the system can print on 57 mm continuous paper roll on a ZEBRA ZD421 or TSC TC200 printer.

This manual only describes the Ethernet Printer option. For general information on the operation of the 5024G please see the 'Users guide'.

## Installation of printer

The ZEBRA ZD421 or TSC TC200 printer must be set to continuous paper and ribbon (thermal transfer)/direct thermal corresponding with the printer type.

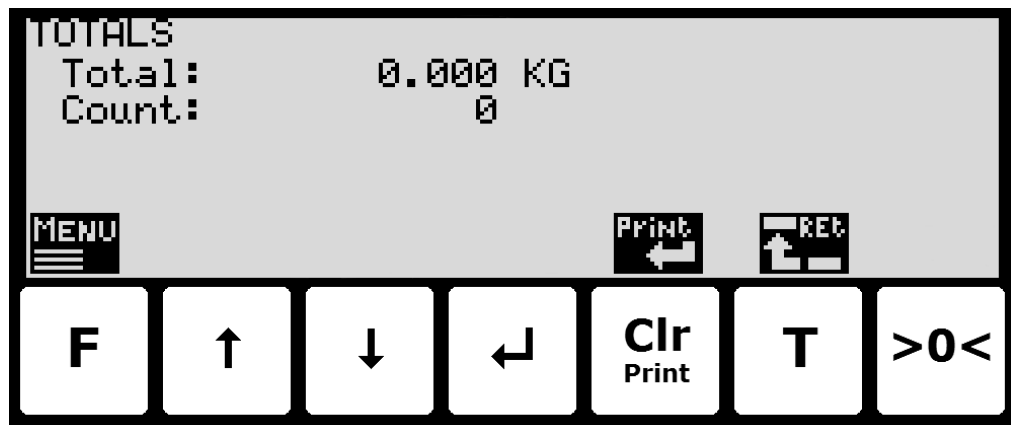
Ethernet settings must match the settings selected in the 5024G terminal.

## How to

### – Perform printout

When the system and printer is installed an automatic printout of registrations can be made if the printer is configured for this in the **PRINTER** screen as described later.

In addition printout of totals can be made from the **TOTALS** screen shown below.

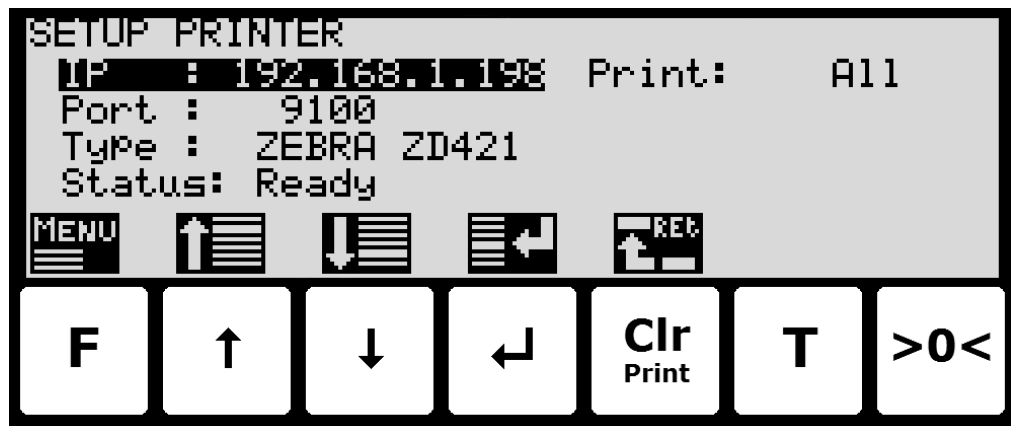


The printer option gives this additional use of the keys:

Perform a printout of a slip with date, time and totals.

## – Configure printer

In the **PRINTER** screen the printers IP address, direct printer TCP port and printer type can be configured:



### Set IP address

The IP address set must be the address set in printer configuration. Please refer to the printer documentation for details on how to set the printers IP address.



**Please notice:** The IP address of the weighing terminal and the printer must be in the same segment and that optional hubs, switches, routers and firewalls connecting the weighing terminal and the printer must allow ARP and TCP/IP communication between the units.

### Set Port number

The port number set must be the direct line printing TCP port of the printer. The default assigned port for this is 9100. Please refer to the printer documentation for details on how to enable port 9100 for direct line printing.

### Set Printer type


The printer type set must match the actual connected Ethernet printer type, that can be **ZEBRA ZD421** , **TSC TC200** or **NONE**.

### Set Print type

The indicated print type must be set to the desired printout type. The following printout types can be selected:

- All:** Automatic printout of registrations and manual printout of totals from keyboard.
- Totals:** Manuel printout of totals from keyboard.

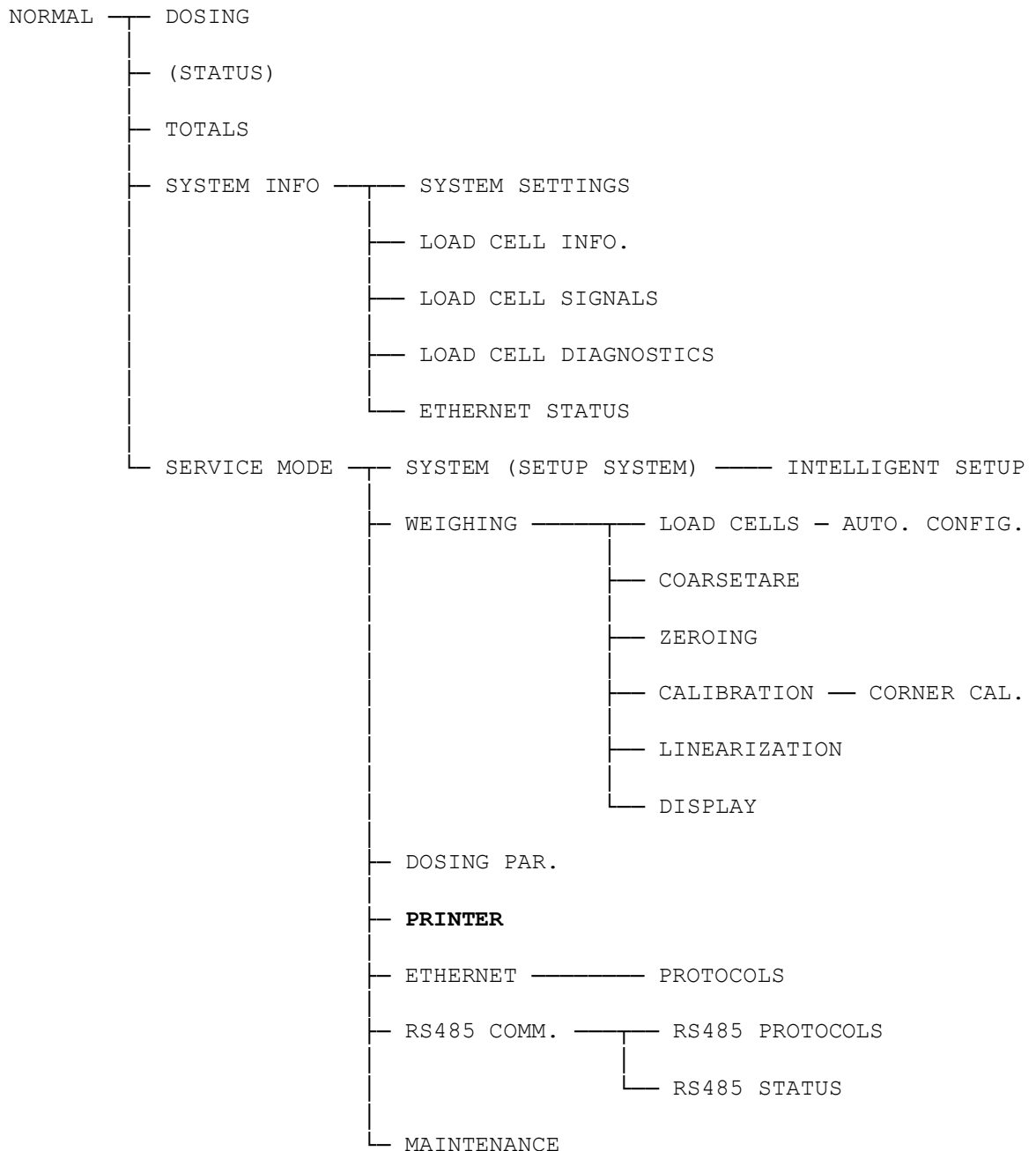
# Trouble shooting

| Problem                                                                                                                                                                   | Explanation and possible solutions                                                                                                                                                                                                                                                                                                                                                                                                            |
|---------------------------------------------------------------------------------------------------------------------------------------------------------------------------|-----------------------------------------------------------------------------------------------------------------------------------------------------------------------------------------------------------------------------------------------------------------------------------------------------------------------------------------------------------------------------------------------------------------------------------------------|
| <i>'Not possible' icon  appears when <input type="button" value="Print"/> is pressed</i> | Check the printer status indicates <b>“Ready”</b> in the <b>PRINTER</b> screen.                                                                                                                                                                                                                                                                                                                                                               |
| <i>Nothing happens when <input type="button" value="Print"/> is pressed or when automatic printout should happen</i>                                                      | Make sure the printer is not out of paper.<br>Make sure the printer is powered correctly.<br>Check the Ethernet cable between the 5024G terminal and the printer.<br>Check the printer status indicates <b>“Ready”</b> in the <b>PRINTER</b> screen.<br>Ensure the printer settings in the <b>PRINTER</b> screen and on the printer are configured correctly.                                                                                 |
| <i><b>“CHECK PRINTER”</b> is shown/blinked in the <b>NORMAL</b> screen of the 5024 terminal</i>                                                                           | Make sure the printer is not out of paper.<br>Make sure the printer is powered correctly.<br>Check the Ethernet cable between the 5024G terminal and the printer.<br>Check the printer status indicates <b>“Ready”</b> in the <b>PRINTER</b> screen.<br>Ensure the printer settings in the <b>PRINTER</b> screen and on the printer are configured correctly.<br>Check if the problem is solved by turning the entire system off and back on. |
|                                                                                                                                                                           |                                                                                                                                                                                                                                                                                                                                                                                                                                               |
|                                                                                                                                                                           |                                                                                                                                                                                                                                                                                                                                                                                                                                               |
|                                                                                                                                                                           |                                                                                                                                                                                                                                                                                                                                                                                                                                               |
|                                                                                                                                                                           |                                                                                                                                                                                                                                                                                                                                                                                                                                               |
|                                                                                                                                                                           |                                                                                                                                                                                                                                                                                                                                                                                                                                               |
|                                                                                                                                                                           |                                                                                                                                                                                                                                                                                                                                                                                                                                               |
|                                                                                                                                                                           |                                                                                                                                                                                                                                                                                                                                                                                                                                               |
|                                                                                                                                                                           |                                                                                                                                                                                                                                                                                                                                                                                                                                               |
|                                                                                                                                                                           |                                                                                                                                                                                                                                                                                                                                                                                                                                               |
|                                                                                                                                                                           |                                                                                                                                                                                                                                                                                                                                                                                                                                               |
|                                                                                                                                                                           |                                                                                                                                                                                                                                                                                                                                                                                                                                               |
|                                                                                                                                                                           |                                                                                                                                                                                                                                                                                                                                                                                                                                               |
|                                                                                                                                                                           |                                                                                                                                                                                                                                                                                                                                                                                                                                               |
|                                                                                                                                                                           |                                                                                                                                                                                                                                                                                                                                                                                                                                               |
|                                                                                                                                                                           |                                                                                                                                                                                                                                                                                                                                                                                                                                               |
|                                                                                                                                                                           |                                                                                                                                                                                                                                                                                                                                                                                                                                               |

# Appendices

## Appendix A – Screens overview

The system has the following screens, which are selected using the menu system. With the printer option enabled a **PRINTER** screen is added:



## **Appendix B – Electrical connection of printer**

The following describes the electrical connection of the Ethernet printer.

### **Power connection**

Please refer to the printer documentation for details on how power is connected to the printer.

### **Ethernet connection**

The Ethernet printer is connected to the standard RJ45/Cat5 Ethernet connector (J7) on the 5024G terminal.

## Revision History

| Date       | Author | Rev. | Update                                                                                                    |
|------------|--------|------|-----------------------------------------------------------------------------------------------------------|
| 2018-11-28 | HJA    | 4v0  | <i>Initial document created and adapted.<br/>(based on StdLim-140630-3v0-OG-EthPrinter-eng)</i>           |
| 2019-01-10 | HJA    | 5v0  | <i>Based on StdLim-140630-4v0-OG-EthPrinter-eng, but:<br/>Adapted screens overview in Appendix A.</i>     |
| 2019-02-19 | HJA    | 5v1  | <i>Updated references to software ID.</i>                                                                 |
| 2019-04-24 | jk     | 5v2  | <i>Updated references to software ID.</i>                                                                 |
| 2019-05-20 | jk     | 5v3  | <i>Updated references to software ID.</i>                                                                 |
| 2019-09-03 | HJA    | 5v4  | <i>Added Intelligent Setup to screens overview.</i>                                                       |
| 2020-02-18 | HJA    | 5v6  | <i>Added ETHERNET STATUS screen in overview.</i>                                                          |
| 2020-09-08 | HJA    | 5v7  | <i>Updated references to software ID.</i>                                                                 |
| 2021-02-11 | HJA    | 5v8  | <i>Updated references to software ID.</i>                                                                 |
| 2021-05-07 | HJA    | 6v0  | <i>Updated references to software ID.</i>                                                                 |
| 2021-11-12 | HJA    | 6v0a | <i>Added MAINTENANCE screen to screens overview.</i>                                                      |
| 2022-01-19 | HJA    | 6v1  | <i>Updated references to software ID.</i>                                                                 |
| 2022-03-29 | HJA    | 6v2  | <i>Updated references to software ID.</i>                                                                 |
| 2022-11-28 | HJA    | 6v3  | <i>Updated references to software ID.</i>                                                                 |
| 2023-02-23 | HJA    | 6v4  | <i>Updated references to software ID.<br/>Added selection of printer type (ZEBRA ZD421 or TSC TC200).</i> |
| 2023-05-30 | HJA    | 6v5  | <i>Updated references to software ID.</i>                                                                 |
| 2023-08-29 | HJA    | 6v6  | <i>Added new RS485 COMMUNICATION , PROTOCOLS and STATUS screens.</i>                                      |
|            |        |      |                                                                                                           |
|            |        |      |                                                                                                           |



## Contact

With further questions or improvement suggestions please contact us:

# Eilersen

The Weighing Experts

**Eilersen Electric A/S**  
**Kokkedal Industripark 4**  
**DK-2980 Kokkedal**  
**Denmark**  
**[www.eilersen.com](http://www.eilersen.com)**  
**[info@eilersen.com](mailto:info@eilersen.com)**  
**Tel: +45 49 180 100**  
**Fax: +45 49 180 200**

**Eilersen**  
The Weighing Experts